

CY-CLASS

KEY IN
HEAVY
TRANSPORT



BIG LIFT

SAFE
SAILINGS

CHUNG YANG CY-CLASS

Beginning of 2019, BigLift Shipping and Chung Yang Shipping agreed to cooperate in heavy transport shipping. Their four heavy transport vessels (HTVs) will be commercially operated by BigLift Shipping.

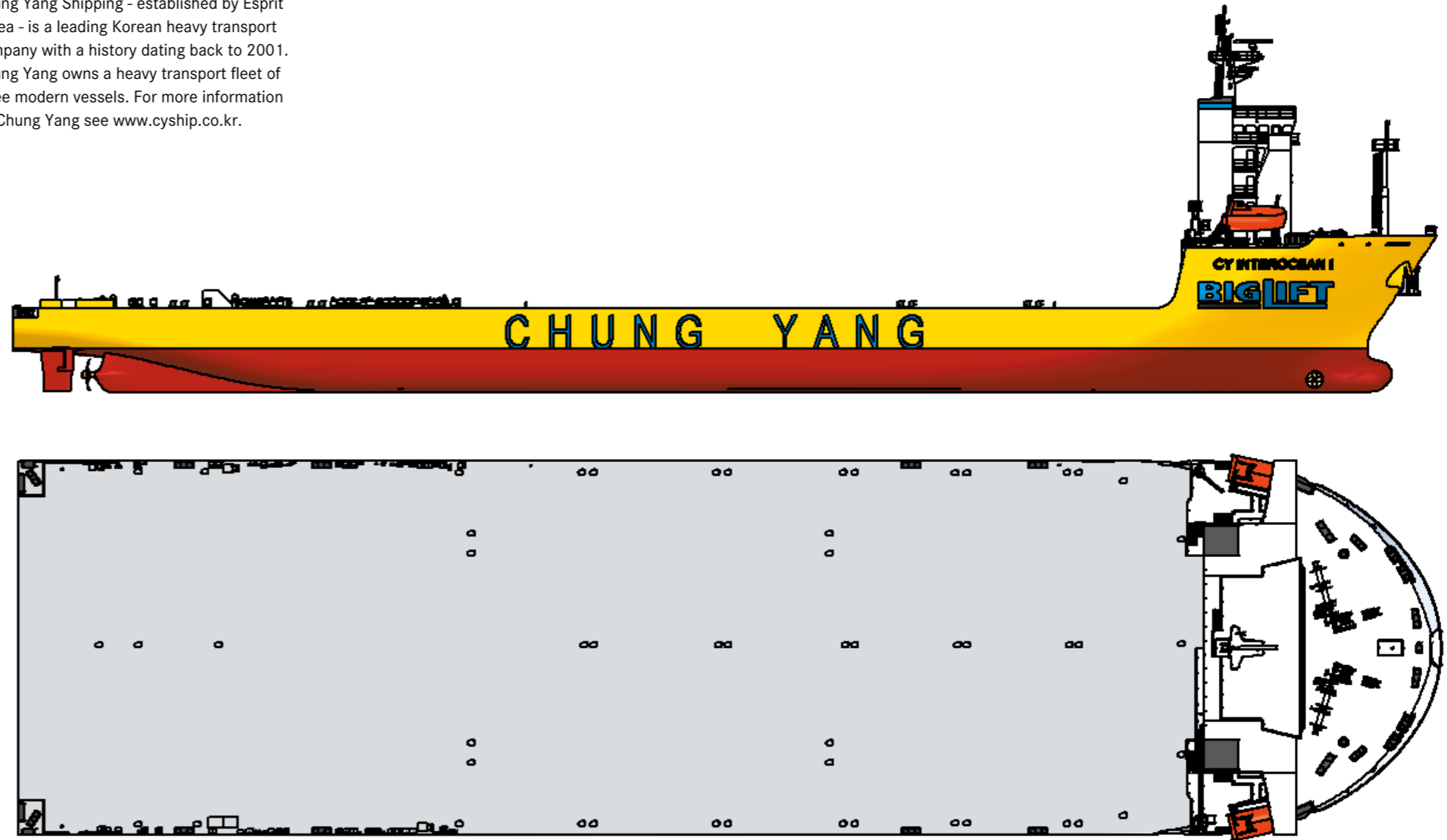
With this combination of two pairs of sister-ships - BigLift Barentsz and BigLift Baffin and CY Interocean I and CY Interocean II - the companies are ready to meet the future demands in the LNG, Oil and Gas markets and the renewable market and will adhere to the highest QHSE standards.

CY Interocean I and CY Interocean II are two identical, versatile deck carriers. With their shallow draft the CY-Types enable us to handle an even wider range of port locations in respect of water depth and quay heights. The vessels are almost similar with respect to deck space, however, the CY vessels' depth is less, enabling BigLift and Chung Yang to handle an even wider range of port locations in respect of water depth and quay heights.

Both Chung Yang and BigLift Shipping will provide technical and operational support in the early stages of the projects, providing customers with engineered and tailor-made solutions in the various project phases.

Chung Yang Shipping

Chung Yang Shipping - established by Esprit Korea - is a leading Korean heavy transport company with a history dating back to 2001. Chung Yang owns a heavy transport fleet of three modern vessels. For more information on Chung Yang see www.cyship.co.kr.



MAIN CHARACTERISTICS

Lenght overall	152.64 m
Beam	40 m
Depth	9 m
Draught	5.5 m
Deadweight (max)	15,000 mt

CARGO DECK

Length	125 m
Width	40 m
Area	5,000 m ²
Strength	20 t / m ²

LOADING AND DISCHARGE

Stern load design	5,000 mt
Side load design	7,000 mt
Ballast pump capacity	7,500 m ³ / h

COMPLEMENT

Crew	20
Accommodation	32 (crew 20 / vistor 12)
Total	42

SPEED AND FUEL

Service speed	11 kn
Maximum speed	12 kn

REGISTRATION


Marshall Island

CLASS

KRS - CARGO SHIP, CLEAN 1, BWT, IWS, PSPC, CHA, LI KRM 1

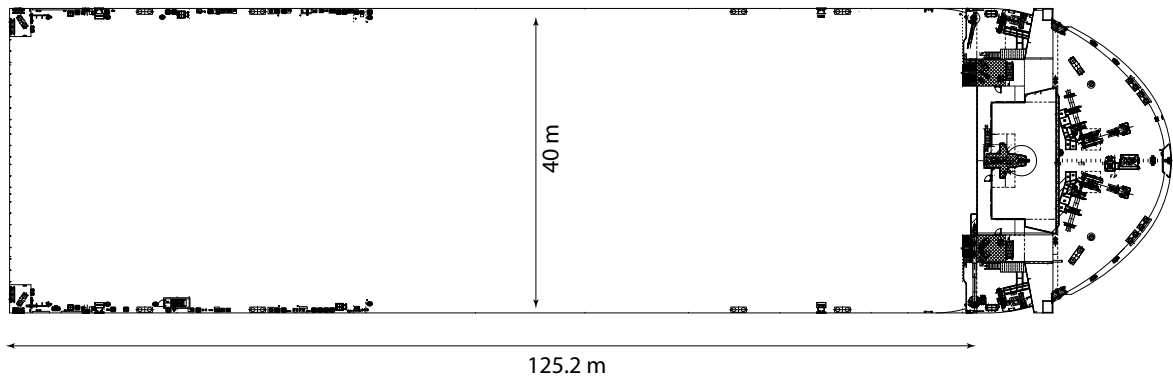


CY-CLASS

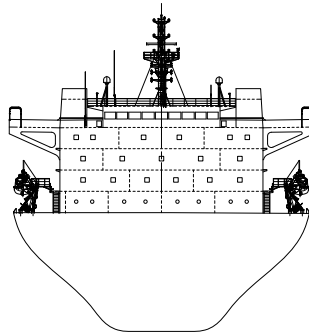


Side View

Weatherdeck



Cross section



CY-CLASS

Class	Korean Register of Shipping +KRS 1 - Cargo ship :CLEAN1, IWS, PSPC, CHA, LI +KRM1 - BWT		
Principal Dimensions	Length overall (LOA)	152.64	m
	Length (LBP)	140.00	m
	Breadth (MLD)	40.00	m
	Depth (MLD)	9.00	m
	Draft Max (summer)	5.524	m
Deadweight	Deadweight	15,630.52	mt
Tonnage		International	Panama
	GT	14,766	12,382
	NT	4,429	
Side View			
Floor space	Cargo deck area	125.2 x 40	m 5,008 m ²
Allowable loads	Overall deck load capacity	20	t/m ²
Propulsion	Main Engines	2 x Hanshin LH46LB	Rated output 2 x 3,530 kW
	Propellers	2 x Fixed pitch propeller	
	Service Speed	11.0 knots	
Aux. engine	Aux. Generators	4 x Yanmar 6EY18ALW	Rated output 4 x 680kW
	Emerg. Generator	1 x Doosan AD086TIS	Rated output 1 x 150kW
Weatherdeck Thrusters	Bow thruster	1 x KT-72B3	1 x 700kW
Ballast system	Ballast capacity	23,881.53	m ³
	Ballast pumps	3 x 2,500	m ³ /h
	BWTS(D1+D2)	2 x 2,600	m ³ /h
Anchor and mooring equipment	Anchor weight / type	2 x 7,5 mt / AC-14 SB HHP Type	
	Windlasses(cable lifter)	2 x 39.3 mt x 9 m/min	
	Mooring Winches	FWD 4 x 28 mt x 12 m/min AFT 4 x 25 mt x 12 m/min	

Cross section

CY-CLASS

CY Interocean I Marshall Islands 2016
CY Interocean II Marshall Islands 2017

These particulars are believed to be correct, but without guarantee, and they must not be used as basis for Charter Parties or contracts without Owners' explicit written authority.



Radarweg 36	:	P.O. Box 2599	:	t. +31 (0) 20 - 448 83 00	:	info@bigliftshipping.com
1042 AA Amsterdam	:	1000 CN Amsterdam	:	f. +31 (0) 20 - 448 83 33	:	www.bigliftshipping.com
	:		:		:	



Radarweg 36
1042 AA Amsterdam

P.O. Box 2599
1000 CN Amsterdam

t. +31 (0) 20 - 448 83 00
f. +31 (0) 20 - 448 83 33

info@bigliftshipping.com
www.bigliftshipping.com

